



HEAVY LIFT BIN

Heavy duty top lift hopper lid designed specifically where lifting of heavy materials is critical, such as off-shore and catalyst markets.

Features

- Bulk Density Rating of 100 lbs per cubic foot.
- Reinforced Top Lifting Eyelets.
- Multiple Discharge Outlet sizes - 8", 10", 12" Flanged outlets.
- UN/DOT design available.
- 45° or 60° standard hopper angles.



Heavy Lift Top
Bulk Density Rating of 100 lbs./cubic foot with reinforced top lifting eyelets.

U.S. Patent 7,475,796



P.O. Box 4583 • Lincoln, Nebraska • 68504
Other Manufacturing Facilities: Marked Tree, Arkansas,
Philippi, West Virginia • Chowchilla, California •
Mancelona, Michigan



For more information call 1-888-422-8683
Email: sales@snydernet.com
or visit www.snydernet.com

Specifications


Multiple Top-Opening options in sizes up to 24" or a complete open top.

Lifting/Stacking Alignment Lugs provide top lifting capability and enable container to be stacked easily and safely.

Proprietary Company Logo or Product Information can be permanently embossed within the container sidewall.

1/2" Nominal Wall Thickness in tank and base provides superior resistance to impacts and environmental stress cracking.

45° or 60° Standard Hopper Angles - other hopper angles available upon request.



Translucent Polyethylene Bottle allows users to view material usage through tank wall without using level indicator.

HDLPE Material Construction

- Eliminates corrosion and the associated maintenance costs.
- Complies with applicable FDA, NSF and USDA standards.

UN/DOT Certified IBCs (pending)

or use in the transportation of hazardous materials.

Multiple Discharge Options including:

- Butterfly Valve
- Sanitary Butterfly Valve
- Iris Valve
- Slide Gate
- Other


Accessories & Options



Slide Gates



Butterfly Valves




Sanitary Butterfly Valves



Iris Valves



Tumbling Equipment can be designed to aid in the blending of different dry material.



Molded-in Company or Product Information can be permanently embossed with proprietary company information.



Discharge Stations are designed to provide dust-free transfer of dry materials. Options include screw conveyors and vibratory feeders.



Optional Base Colors

Thick walled, all-plastic base is available in a variety of colors to help designate specific application.